

Engineering Mode

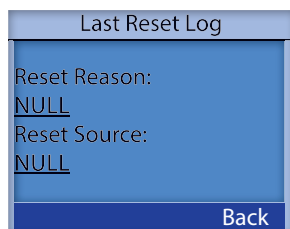
For PD78X & RSSI

1. To enter "Engineering Mode" on the PD-78X terminal press the following buttons as show in FIG 1 in sequence, 1,2,3 and then press them once again. This needs to be done quickly.

Sequence 1. 2. 3. very fast!
twice in a row..



FIG 1



In Engineering Mode you will see this.
Press the Back button to get to the Service
Mode screen.

If you are still having trouble
with this please contact:

Email: support@hytera.us

PD78X&RSSI EngineeringMode 090514

Hytera America

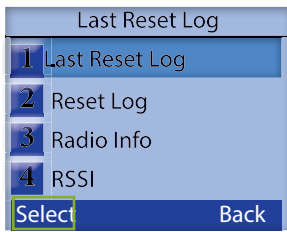
Address: 3315 Commerce Parkway
Miramar, Florida 33025, USA

Tel: 800-845-1230 Fax: 954-846-1672

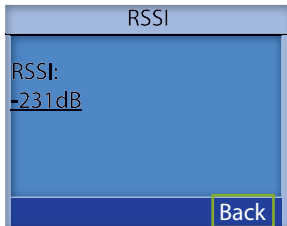
http://www.hytera.us

Engineering Mode

For PD78X & RSSI



Using the down button on your keypad, navigate to menu item number 4 RSSI then press the select button.



In "RSSI" mode you can measure the received signal strength of the incoming signal. To exit this screen, you can either press the Back button twice or you can Press the P1 or P2 to exit immediately.

If you are still having trouble with this please contact:

Email: support@hytera.us

PD78X&RSSI EngineeringMode 090514

Hytera America

Address: 3315 Commerce Parkway
Miramar, Florida 33025, USA

Tel: 800-845-1230 **Fax:** 954-846-1672

http: www.hytera.us